



Patient Post-Discharge

So you had sepsis...now what?

MONITOR YOUR HEALTH DAILY



My heartbeat and breathing are normal for me

I do not have a fever

• **Take temperature twice a day**



I do not feel hot or cold

My energy level is normal for me

My thinking is clear

I feel well

My infection is resolving

Any open skin is healing



My heartbeat or breathing is faster than normal

I have a slight fever (100°F – 100.4°F)

I have chills/shivering

I am tired and it is difficult to do my normal activities

My thinking is slow

I do not feel well

My infection is not getting better

My area of open skin looks different

Contact Primary Care for an urgent visit

Call: _____



My heartbeat or breathing is very fast

I have a fever (100.5°F or greater)



My temperature is below 96.8°F

My skin is pale or nails are blue

I am very tired and cannot do my daily activities

I am confused or my caregivers tell me I am not making sense

I feel sick

My open skin is red, painful, smells, or has pus

Go NOW to Urgent Care or Emergency Room or call 911

TAKE ACTION!

Your facility logo here



The Hospital + Healthsystem Association of Pennsylvania

Leading for Better Health

www.haponline.org



Patient Post-Discharge Action Plan



My heartbeat or breathing is very fast

I have a fever (100.5°F or greater)



My temperature is below 96.8°F

My skin is pale or nails are blue

I am very tired and cannot do my daily activities

I am confused or my caregivers tell me I am not making sense

I feel sick

My open skin is red, painful, smells, or has pus

Note to clinicians:

Please complete and review this Action Plan with patient and provide at discharge

For patients experiencing concerning signs of symptoms

WHAT TO DO:

Get medical care immediately and ask "Could this be sepsis?"

Go NOW to Urgent Care _____

Located at _____

Go NOW to Emergency Room _____

Located at _____

Call 911

KNOW THE SIGNS OF SEPSIS

Shivering Extreme pain Pale skin Sleepiness
'I feel like I might die' Shortness of breath



**Sepsis is a medical emergency—
ACT FAST!**

LEARN MORE: www.cdc.gov/sepsis
Sepsis Alliance at www.sepsis.org

Your facility logo
here



The Hospital + Healthsystem
Association of Pennsylvania
Leading for Better Health
www.haponline.org

SEPSIS FACT SHEET

Acute Care Nursing Staff



Use SBAR *Situation-background-assessment-recommendation* method of communication for clinical report to physicians

Use **Teach Back** for sepsis discharge instruction—use video/visual resources

Say “SEPSIS” Call it what it is so more patients survive

ENHANCING SEPSIS SURVIVORSHIP

Sepsis survivors are at risk for cognitive, functional, and medical disabilities

- Encourage early mobility in hospital
- Ensure medication and dosage reconciliation at time of discharge
- Educate patient and family about signs of sepsis, expectations for recovery and post-sepsis syndrome
- Listen to the patient

EMPHASIZE INFECTION PREVENTION

- Hand hygiene
- Wound care
- Vaccinations for flu, pneumonia, others
- Take medications as prescribed, call your healthcare provider if you are unable to



It's About TIME*

Temperature – higher or lower than normal

Infection – may have signs or symptoms

Mental decline – confused, sleepy, difficult to arouse

Extremely ill – severe pain, shortness of breath

ENSURING A SUCCESSFUL DISCHARGE

- Provide self-monitoring tool for home
 - ✓ Review symptom inventory
 - ✓ Take body temperature
 - ✓ Review who to call and where and when to go for help
- Provide an action plan
 - ✓ Include number a patient should call
 - ✓ Identify where a patient should go for help
 - ✓ For severe symptoms, call 911
- Prior to discharge, schedule follow-up appointment, within 3 days, no more than 7
- Discuss nutrition & hydration—give examples
- Call discharged sepsis patients within 48 hours to confirm:
 - ✓ Patient is taking medication/antibiotics
 - ✓ Patient has follow-up appointment
 - ✓ Home service has visited, if applicable
 - ✓ If there are changes in health or mood



MORE INFORMATION

www.cdc.gov/sepsis

*Sepsis Alliance at www.sepsis.org

Your facility logo
here



The Hospital + Healthsystem
Association of Pennsylvania

Leading for Better Health

www.haponline.org

PATIENT DISCHARGE CHECKLIST FOR STAFF DISCHARGING A SEPSIS PATIENT



Acute Care Hospital → Home or Post-Acute Care Facility

DISCHARGE CHECKLIST



- Admission date and diagnosis
- LOS and discharge diagnosis
- Days in ICU, if applicable
- Dates & types of surgery
- Line in place at discharge & location
- Foley in place at discharge & why
- Wounds—dressing type
- Antibiotic and discontinue date
- Special instructions

Provide Sepsis Fact Sheets:

- Patient and Family Education
 - Patient Post-Discharge monitoring
 - Patient Post-Discharge Action Plan
 - Refer to Hand-Off Communication tool for staff
-
- Discharge summary faxed
 - Medications and dosages updated
 - Lab work needed

Follow-up appointments scheduled:

- Referral for home care agency
- Outpatient rehabilitation
- Support group meeting information
- Durable medical equipment order

Patient knows action plan for help:

- Who to call _____
- Where to go _____

MORE INFORMATION

www.cdc.gov/sepsis

Sepsis Alliance at www.sepsis.org

SEPSIS SURVIVORS ARE **AT RISK**

Cognitive impairment
Forgetfulness/concentration
Anxiety and depression
Health deterioration
Chronic disease management
Immunosuppression
**Readmission within 30 days
often with another infection**
Decreased quality of life
Early mortality

It's About TIME*
**Temperature – higher or
lower than normal**
**Infection – may have signs
or symptoms**
**Mental decline – confused,
sleepy, difficult to arouse**
**Extremely ill – severe pain,
shortness of breath**

Your facility logo
here



The Hospital + Healthsystem
Association of Pennsylvania
Leading for Better Health
www.haponline.org

SEPSIS FACT SHEET



Patient and Family Education

AWARENESS— THE CURE FOR SEPSIS!

THE SIGNS OF SEPSIS*

Slurred speech/confusion

Extreme shivering/pain

Passing no urine all day

Severe breathlessness

'I feel like I might die'

Skin discolored/pale/mottled

ANYONE CAN GET SEPSIS

Germs cause an infection and, if not stopped, **any infection can lead to sepsis**. Sepsis is the body's extreme response to an infection, causing your organs to shut down one by one and can be deadly.

Those at highest risk for sepsis are:

- Children less than one year old
- Elderly greater than 60 years old
- Those with chronic conditions or weak immune systems
- Those with wounds or surgical incisions

WAYS TO PREVENT SEPSIS



1. Prevent infection and get vaccinated
2. Wash your hands often and keep cuts clean
3. Know the signs of sepsis
4. **Act fast** if you have an infection that is not getting better or is getting worse

TIME MATTERS

It's a race against the clock!



Sepsis is treatable with antibiotics but the more time you spend without the antibiotics, the less time you have to fight for your life.

Get medical care immediately and ask your health care provider "Could my infection be leading to sepsis?"

LIFE AFTER SEPSIS

More patients are surviving sepsis, but many suffer from new problems:

- Memory loss
- Anxiety or depression
- Weakness and difficulty with routine tasks
- Difficulty sleeping
- Recurrent infection
- Medical setbacks from chronic conditions of the heart, lung, or kidney

HOW CAN I HELP MYSELF RECOVER?



- Set small goals for yourself—like bathing
- Rest to rebuild your strength
- Eat a balanced diet
- Exercise as you feel up to it—like walking
- Surveillance helps
 - Watch for signs of new or repeat infection
 - Take your temperature twice a day

LEARN MORE

www.cdc.gov/sepsis

*www.worldsepsisday.org/toolkits

Sepsis Alliance at www.sepsis.org



SEPSIS IS A MEDICAL EMERGENCY!

Your facility logo
here




The Hospital + Healthsystem
Association of Pennsylvania
Leading for Better Health
www.haponline.org

SEPSIS FACT SHEET

Hand-Off Communication

Acute care hospital → Post-acute care facility



What You Need To Know If Your Patient Had Sepsis

Sepsis survivors may be discharged with new medical problems and have trouble with routine tasks.

When a sepsis survivor is discharged to a post-acute facility, the following should be provided:



Facility-to-facility communication

Say "sepsis" in the discharge summary—include source, organism, and antibiotics



Medication reconciliation and dosage adjustment if necessary

Surveillance for a new or recurrent infection post-discharge

Life After Sepsis Video:

<https://youtu.be/HIk64wdy44Q>

or search "Sepsis Alliance Life after Sepsis"



SEPSIS SURVIVORS ARE AT RISK



Cognitive disability
Forgetfulness/concentration

Anxiety and depression

Health deterioration

Chronic disease management

Immunosuppression

Readmission within 30 days often with another infection

Decreased quality of life

Early mortality

Your facility logo here



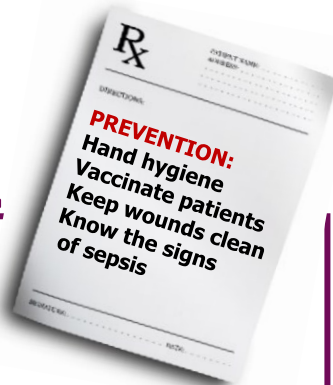
The Hospital + Healthsystem Association of Pennsylvania

Leading for Better Health

www.haponline.org

SEPSIS FACT SHEET

Health Care Providers



Patients at high risk for developing sepsis:

- 65+ or older
- Presence of chronic disease-DM, lung/kidney disease, cancer
- Sepsis survivors
- Weakened immune systems
- Recent hospital admission
- Children under 1 year old

Say "SEPSIS"

Call it what it is so more patients survive

ENHANCING SEPSIS SURVIVORSHIP

- ✓ Timely and effective sepsis treatment
- ✓ Early mobility in hospital
- ✓ Screen for physical and mental impairment at discharge, and at first outpatient visit
- ✓ Review medications and dosages at discharge—involve pharmacy
- ✓ Vaccinate patients
- ✓ Educate patients about sepsis diagnosis, recovery expectations and post-sepsis syndrome
- ✓ Promote functional recovery—refer to rehab
- ✓ Keep it simple at discharge
- ✓ Refer patients to support groups
- ✓ Schedule a follow-up visit after discharge, ideally within **3 days**, no more than 7
- ✓ Complete discharge summary within 48 hours so available to primary care provider
 - Document sepsis, source, and antibiotics
- ✓ Prescribe home health services if patient is unable to manage medications at home
- ✓ Encourage self-monitoring for signs of infection
- ✓ Listen to your patient
- ✓ Discuss goals of care with patient
 - Consider palliative focus for patients with declining health prior to sepsis

One in three patients who die in a hospital had sepsis during that admission.

Every hour treatment is delayed increases the chance of progress from sepsis to septic shock causing death, by 4-9%

FOCUS ON POTENTIALLY PREVENTABLE CONDITIONS AFTER DISCHARGE

- Infection
- Congestive heart failure
- Acute renal failure
- COPD exacerbations
- Aspiration

www.cdc.gov/sepsis
<https://www.cdc.gov/sepsis/core-elements.html>
Sepsis Alliance at www.sepsis.org



Your facility logo here



The Hospital + Healthsystem
Association of Pennsylvania
Leading for Better Health
www.haponline.org

SEPSIS FACT SHEET

Post-Acute Care Facilities

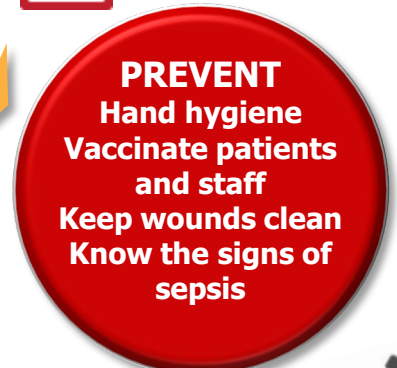


THE SIGNS OF SEPSIS*

Shivering **E**xtrême pain **P**ale skin **S**leepy **"I feel like I might die"** **S**hort of breath

TREAT WHILE AWAITING TRANSFER:

Start IV access
 Draw blood cultures and lactate
 Start antibiotics
 Start fluid



The KEY is EARLY DETECTION



SBAR:
 Situation
 Background
 Assessment
 Report

<https://www.cdc.gov/sepsis/prevention/index.html>

Betsy Lehman Center | Sepsis care in post-acute settings (betsylehmancenterma.gov)

Health Quality Innovators' SBAR Communication for Possible Sepsis

Your facility logo here



The Hospital + Healthsystem
 Association of Pennsylvania
Leading for Better Health
www.haponline.org

SEPSIS FACT SHEET

Home Care Staff



STOP SEPSIS!



KNOW THE SIGNS OF SEPSIS + ACT FAST

SIGNS OF SEPSIS

Shivering

Extrême pain

Pale skin

Sleepiness

'I feel like I might die'

Shortness of breath

SEPSIS SURVIVORS ARE AT RISK

- Cognitive impairment—Forgetfulness/concentration
- Anxiety and depression
- Health deterioration
- Chronic disease management
- Immunosuppression
- Readmission within 30 days often with another infection
- Decreased quality of life
- Early mortality



ASSESS THE SEPSIS SURVIVOR

- Watch for changes in mood
- Discuss good nutrition—give examples
- Discuss hydration—encourage water
- Monitor if medications are being taken as prescribed
- Watch for changes in open skin areas
- Observe for functional, cognitive or medical decline
- Listen to the patient



PATIENT KNOWS ACTION PLAN

- Call 911 or
- Go to an emergency department or urgent care site

EMPHASIZE INFECTION PREVENTION

- Hand hygiene
- Wound care
- Vaccinations



MORE INFORMATION

www.cdc.gov/sepsis

Your facility logo
here



The Hospital + Healthsystem
Association of Pennsylvania
Leading for Better Health
www.haponline.org