State Region: East Central

Hospitals*	Staffed Beds	Employees
21	2,951	19,392

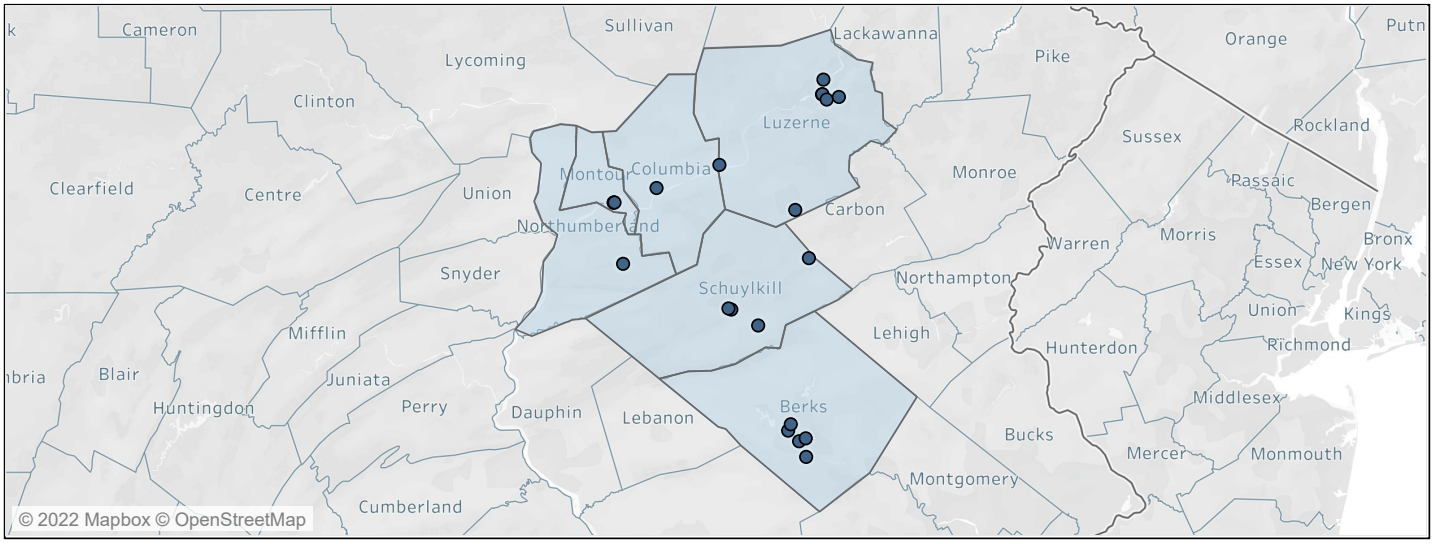

Hospital Types

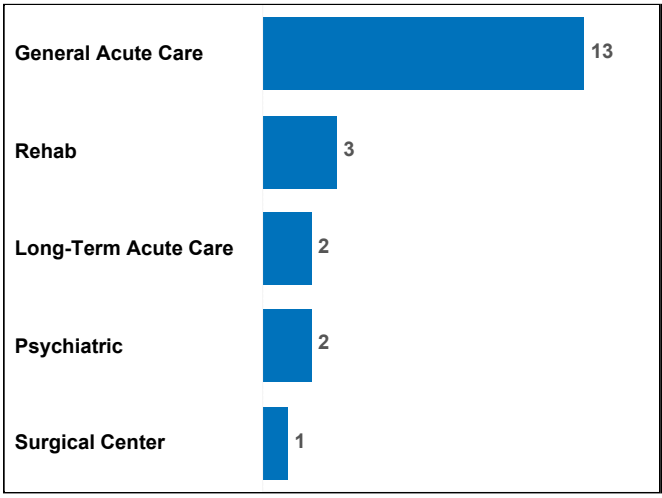

Hospital Characteristics

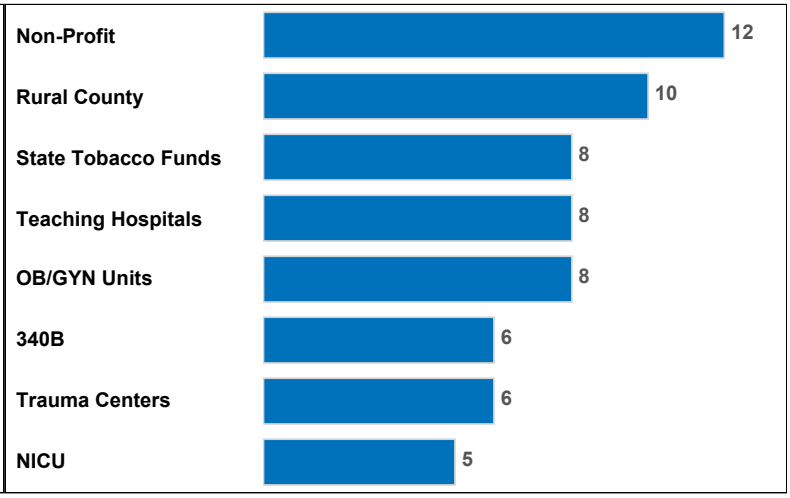

Fiscal Year 2020 - Payor Mix (Net Patient Revenue)

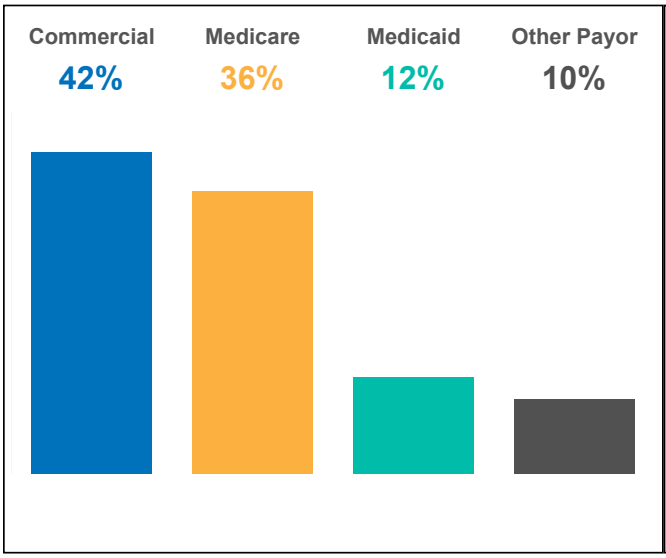

Fiscal Year 2020 - Economic Impact

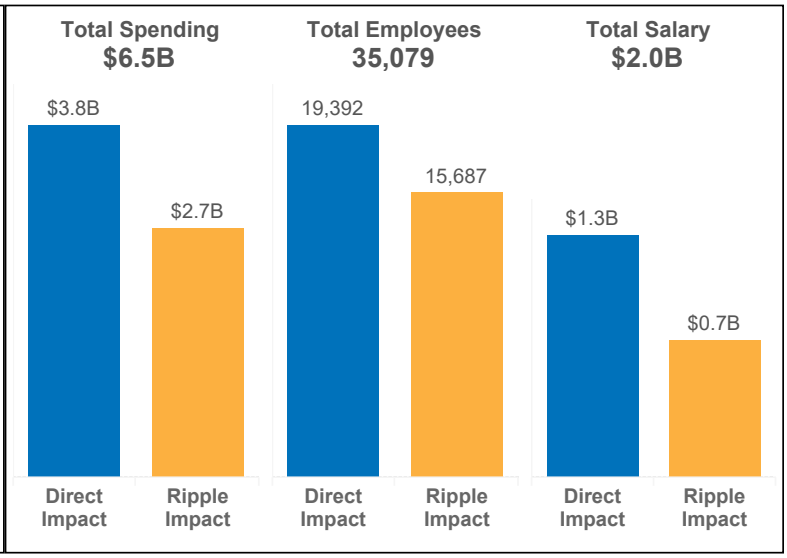

Methodology

*Hospitals reported exclude federal VA and state psychiatric hospitals

Definitions:

Direct impact is what hospitals spend for operations. It is the wages they pay to employees and everything purchased—from supplies, equipment, and technology to services provided through contracts with third parties (like contracts for laundry services or parking operations, for example).

Indirect impact is the spending generated by third-party suppliers as a result of their contracts and financial arrangements with hospitals. That includes the wages that pay the parking attendant, who works for the local business to which the hospital outsources parking services.

Induced impact is the spending generated by all workers whose earnings are affected by a hospital's direct and indirect impacts. Induced impact takes into account spending by hospital employees as well as employees of the third-party suppliers that serve hospitals.

> Examples of induced impact include what a doctor, nurse, lab technician, or the contracted parking attendant spends in the hospital's neighborhood for coffee, lunch out, groceries, dry cleaning, etc.

Ripple impact is the sum of the hospital's indirect and induced impacts. Multipliers are used to calculate economic ripple impacts—HAP uses federal Bureau of Economic Analysis multipliers for each of Pennsylvania's regions.

Data Sources:

This economic impact analysis by HAP of hospital spending, salary, and employment is based on data received from the U.S. Department of Health & Human Services' FY 2020 Hospital Cost Report Information System (HCRIS).

To calculate ripple impacts, HAP applied regional multipliers (i.e., the Regional Input-Output Modeling System [RIMS] multipliers, 2018), which it purchased from the U.S. Department of Commerce's Bureau of Economic Analysis.

Staffed bed statistics were obtained from the Pennsylvania Department of Health, Division of Health Informatics' Hospital Questionnaire, 2020.

Payor mix data are based on Net Patient Revenue figures from the Pennsylvania Health Care Cost Containment Council's Financial Analysis, Fiscal Year 2020.

Hospital List - East Central Region

Number	Hospital	County	Health System	Service Type
1	Berwick Hospital Center	Columbia	Independent	General Acute Care
2	Encompass Health Rehabilitation Hospital of Reading	Berks	Encompass Health	Rehab
3	First Hospital Wyoming Valley	Luzerne	Commonwealth Health	Psychiatric
4	Geisinger Encompass Health Rehabilitation Hospital	Montour	Encompass Health	Rehab
5	Geisinger Medical Center	Montour	Geisinger	General Acute Care
6	Geisinger Shamokin Area Community Hospital	Northumberla..	Geisinger	General Acute Care
7	Geisinger St. Luke's Hospital	Schuylkill	St. Luke's University Health Network	General Acute Care
8	Geisinger Wyoming Valley Medical Center	Luzerne	Geisinger	General Acute Care
9	Geisinger-Bloomsburg Hospital	Columbia	Geisinger	General Acute Care
10	Haven Behavioral Hospital of Eastern Pennsylvania	Berks	Haven Behavioral Healthcare Inc.	Psychiatric
11	John Heinz Institute of Rehab Medicine	Luzerne	Allied Services Institute of Rehab Medicine	Rehab
12	Lehigh Valley Hospital - Hazleton	Luzerne	Lehigh Valley Health Network	General Acute Care
13	Lehigh Valley Hospital - Schuylkill/ East Norwegian	Schuylkill	Lehigh Valley Health Network	General Acute Care
14	Lehigh Valley Hospital - Schuylkill/South Jackson	Schuylkill	Lehigh Valley Health Network	General Acute Care
15	PAM Specialty Hospital of Wilkes-Barre	Luzerne	Independent	Long-Term Acute Care
16	Penn State Health St. Joseph	Berks	Penn State Health	General Acute Care
17	Reading Hospital	Berks	Tower Health	General Acute Care
18	Select Specialty Hospital - Danville	Montour	Select Medical	Long-Term Acute Care
19	St. Luke's Miners Campus	Schuylkill	St. Luke's University Health Network	General Acute Care
20	Surgical Institute of Reading	Berks	Independent	Surgical Center
21	Wilkes-Barre General Hospital	Luzerne	Commonwealth Health	General Acute Care

State Region: Keystone

Hospitals*	Staffed Beds	Employees	Federal Research Funding
43	5,842	39,133	$152,409,158

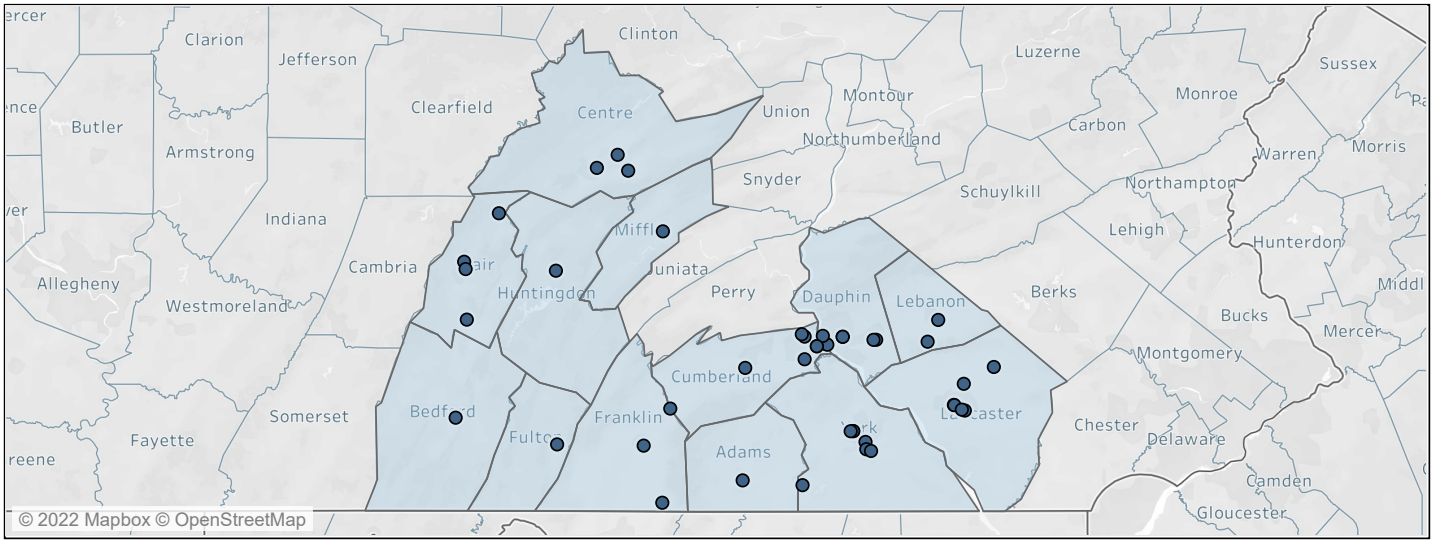

Hospital Types

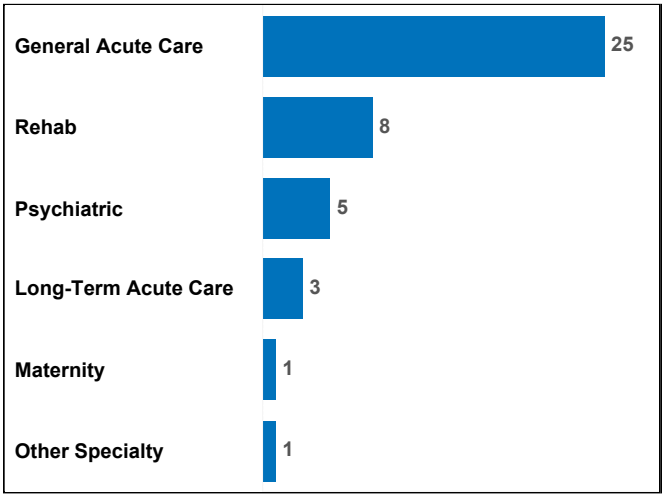

Hospital Characteristics

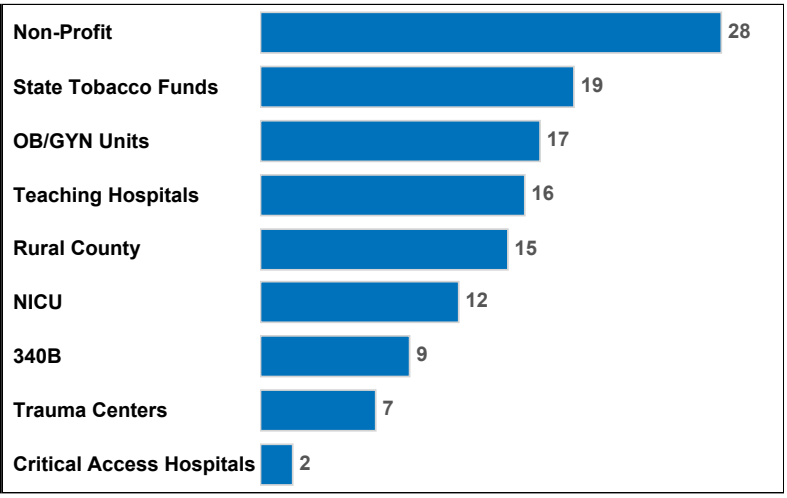

Fiscal Year 2020 - Payor Mix (Net Patient Revenue)

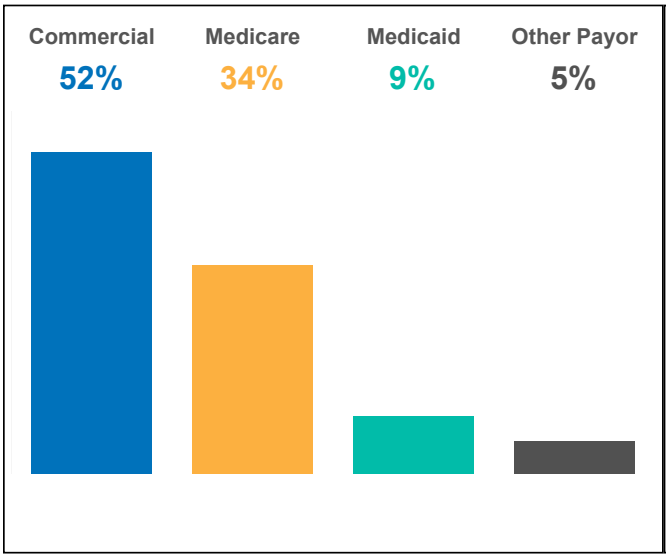

Fiscal Year 2020 - Economic Impact

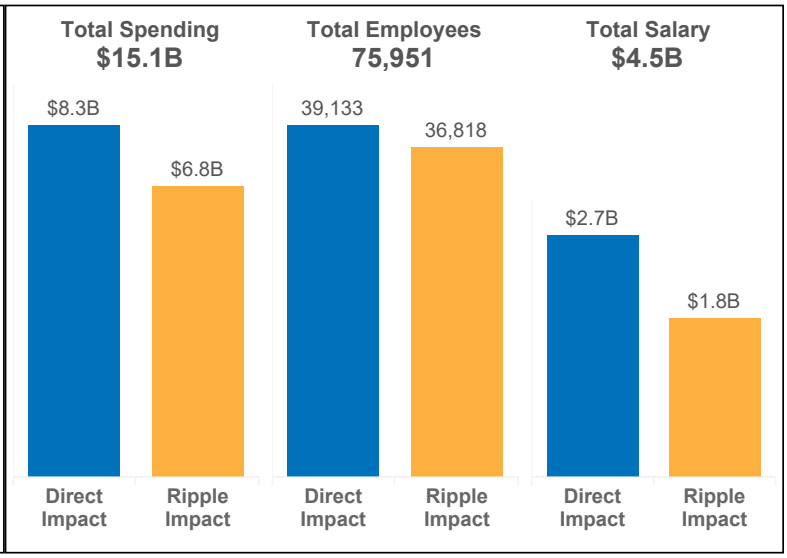

Methodology

*Hospitals reported exclude federal VA and state psychiatric hospitals

Definitions:

Direct impact is what hospitals spend for operations. It is the wages they pay to employees and everything purchased—from supplies, equipment, and technology to services provided through contracts with third parties (like contracts for laundry services or parking operations, for example).

Indirect impact is the spending generated by third-party suppliers as a result of their contracts and financial arrangements with hospitals. That includes the wages that pay the parking attendant, who works for the local business to which the hospital outsources parking services.

Induced impact is the spending generated by all workers whose earnings are affected by a hospital's direct and indirect impacts. Induced impact takes into account spending by hospital employees as well as employees of the third-party suppliers that serve hospitals.

> Examples of induced impact include what a doctor, nurse, lab technician, or the contracted parking attendant spends in the hospital's neighborhood for coffee, lunch out, groceries, dry cleaning, etc.

Ripple impact is the sum of the hospital's indirect and induced impacts. Multipliers are used to calculate economic ripple impacts—HAP uses federal Bureau of Economic Analysis multipliers for each of Pennsylvania's regions.

Data Sources:

This economic impact analysis by HAP of hospital spending, salary, and employment is based on data received from the U.S. Department of Health & Human Services' FY 2020 Hospital Cost Report Information System (HCRIS).

To calculate ripple impacts, HAP applied regional multipliers (i.e., the Regional Input-Output Modeling System [RIMS] multipliers, 2018), which it purchased from the U.S. Department of Commerce's Bureau of Economic Analysis.

Staffed bed statistics were obtained from the Pennsylvania Department of Health, Division of Health Informatics' Hospital Questionnaire, 2020.

Payor mix data are based on Net Patient Revenue figures from the Pennsylvania Health Care Cost Containment Council's Financial Analysis, Fiscal Year 2020.

Hospital List - Keystone Region

Number	Hospital	County	Health System	Service Type
1	Conemaugh Nason Medical Center	Blair	Conemaugh Health System	General Acute Care
2	Encompass Health Rehabilitation Hospital of Altoona	Blair	Encompass Health	Rehab
3	Encompass Health Rehabilitation Hospital of Mechanicsburg	Cumberland	Encompass Health	Rehab
4	Encompass Health Rehabilitation Hospital of Nittany Valley	Centre	Encompass Health	Rehab
5	Encompass Health Rehabilitation Hospital of York	York	Encompass Health	Rehab
6	Fulton County Medical Center	Fulton	Independent	General Acute Care
7	Geisinger-Lewistown Hospital	Mifflin	Geisinger	General Acute Care
8	Helen M. Simpson Rehabilitation Hospital	Dauphin	Select Medical	Rehab
9	Lancaster Behavioral Health Hospital	Lancaster	University of Pennsylvania Health System	Psychiatric
10	Lancaster General Hospital	Lancaster	University of Pennsylvania Health System	General Acute Care
11	Lancaster Rehabilitation Hospital	Lancaster	University of Pennsylvania Health System	Rehab
12	Lancaster Women’s and Babies Hospital	Lancaster	University of Pennsylvania Health System	Maternity
13	Meadows Psychiatric Center	Centre	Universal Health Services, Inc.	Psychiatric
14	Mount Nittany Medical Center	Centre	Independent	General Acute Care
15	OSS Health	York	Independent	Other Specialty
16	Penn Highlands Huntingdon	Huntingdon	Penn Highlands Healthcare	General Acute Care
17	Penn Highlands Tyrone	Blair	Penn Highlands Healthcare	General Acute Care
18	Penn State Health Hampden Medical Center	Cumberland	Penn State Health	General Acute Care
19	Penn State Health Holy Spirit Health System	Cumberland	Penn State Health	General Acute Care
20	Penn State Hershey Rehabilitation Hospital	Dauphin	Select Medical	Rehab
21	Penn State Milton S. Hershey Medical Center	Dauphin	Penn State Health	General Acute Care
22	Pennsylvania Psychiatric Institute	Dauphin	UPMC	Psychiatric
23	Roxbury Treatment Center	Franklin	Universal Health Services, Inc.	Psychiatric
24	Select Specialty Hospital - Camp Hill	Cumberland	Select Medical	Long-Term Acute Care
25	Select Specialty Hospital - Harrisburg	Dauphin	Select Medical	Long-Term Acute Care
26	Select Specialty Hospital - York	York	Select Medical	Long-Term Acute Care
27	UPMC Altoona	Blair	UPMC	General Acute Care
28	UPMC Bedford	Bedford	UPMC	General Acute Care
29	UPMC Carlisle	Cumberland	UPMC	General Acute Care
30	UPMC Hanover	York	UPMC	General Acute Care
31	UPMC Lititz	Lancaster	UPMC	General Acute Care
32	UPMC Memorial	York	UPMC	General Acute Care
33	UPMC Pinnacle Community Osteopathic	Dauphin	UPMC	General Acute Care
34	UPMC Pinnacle Harrisburg	Dauphin	UPMC	General Acute Care
35	UPMC Pinnacle West Shore	Cumberland	UPMC	General Acute Care
36	WellSpan Chambersburg Hospital	Franklin	WellSpan Health	General Acute Care
37	WellSpan Ephrata Community Hospital	Lancaster	WellSpan Health	General Acute Care
38	WellSpan Gettysburg Hospital	Adams	WellSpan Health	General Acute Care
39	WellSpan Good Samaritan Hospital	Lebanon	WellSpan Health	General Acute Care
40	WellSpan Philhaven	Lebanon	WellSpan Health	Psychiatric
41	WellSpan Surgery & Rehabilitation Hospital	York	WellSpan Health	Rehab
42	WellSpan Waynesboro Hospital	Franklin	WellSpan Health	General Acute Care
43	WellSpan York Hospital	York	WellSpan Health	General Acute Care

State Region: North Central

Hospitals*	Staffed Beds	Employees
12	793	5,869

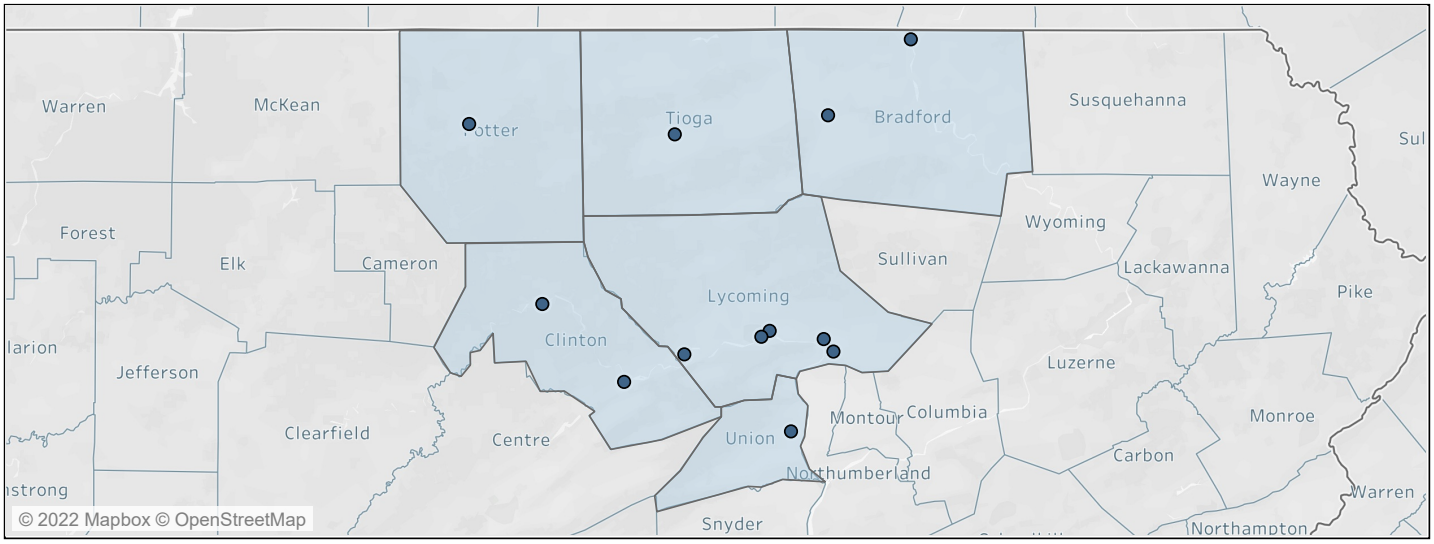

Hospital Types

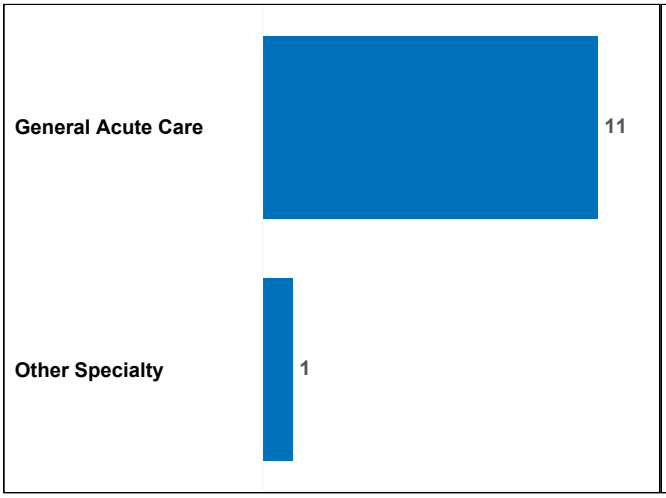

Hospital Characteristics

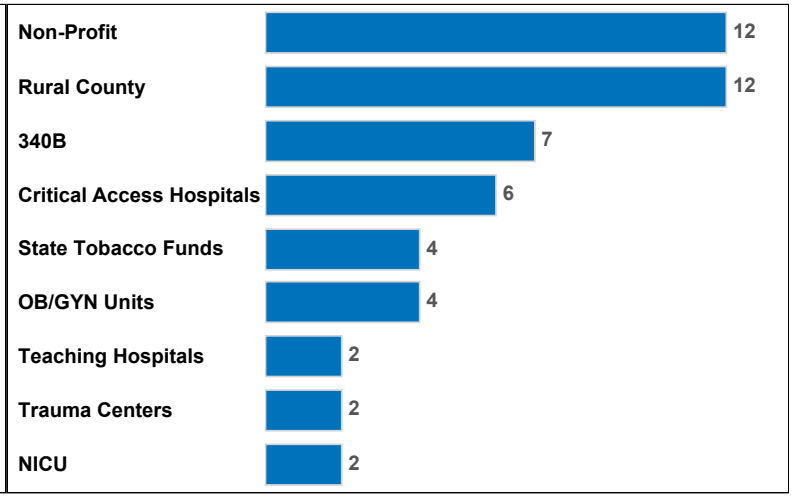

Fiscal Year 2020 - Payor Mix (Net Patient Revenue)

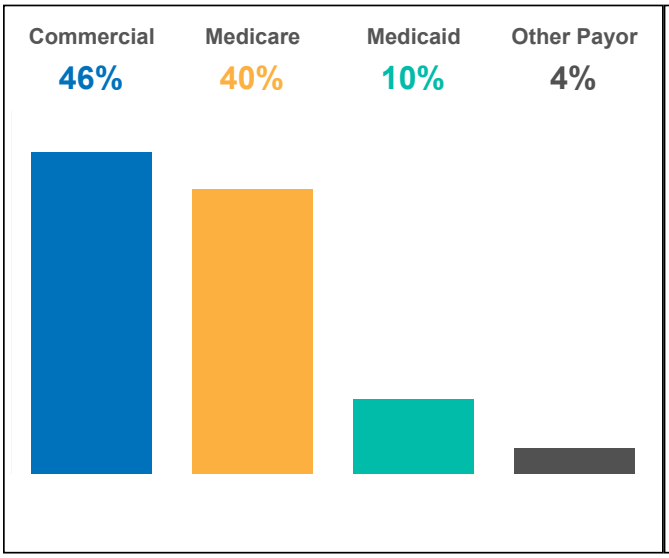

Fiscal Year 2020 - Economic Impact

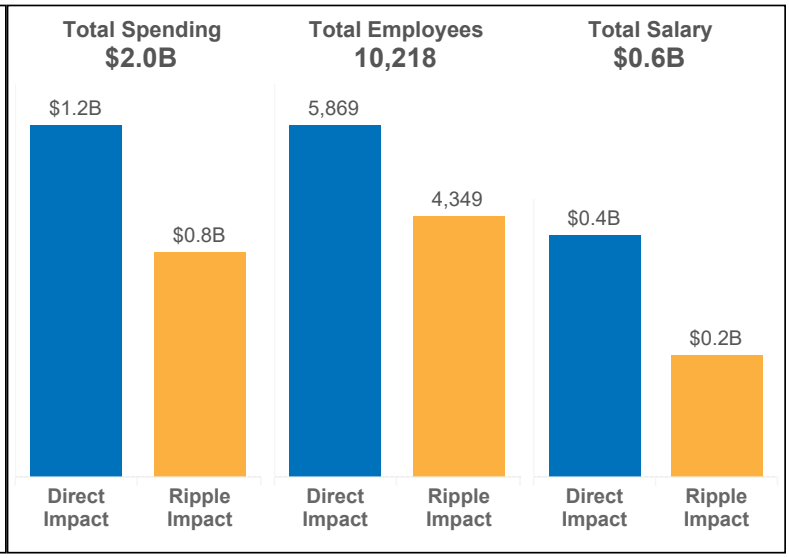

Methodology

*Hospitals reported exclude federal VA and state psychiatric hospitals

Definitions:

Direct impact is what hospitals spend for operations. It is the wages they pay to employees and everything purchased—from supplies, equipment, and technology to services provided through contracts with third parties (like contracts for laundry services or parking operations, for example).

Indirect impact is the spending generated by third-party suppliers as a result of their contracts and financial arrangements with hospitals. That includes the wages that pay the parking attendant, who works for the local business to which the hospital outsources parking services.

Induced impact is the spending generated by all workers whose earnings are affected by a hospital's direct and indirect impacts. Induced impact takes into account spending by hospital employees as well as employees of the third-party suppliers that serve hospitals.

> Examples of induced impact include what a doctor, nurse, lab technician, or the contracted parking attendant spends in the hospital's neighborhood for coffee, lunch out, groceries, dry cleaning, etc.

Ripple impact is the sum of the hospital's indirect and induced impacts. Multipliers are used to calculate economic ripple impacts—HAP uses federal Bureau of Economic Analysis multipliers for each of Pennsylvania's regions.

Data Sources:

This economic impact analysis by HAP of hospital spending, salary, and employment is based on data received from the U.S. Department of Health & Human Services' FY 2020 Hospital Cost Report Information System (HCRIS).

To calculate ripple impacts, HAP applied regional multipliers (i.e., the Regional Input-Output Modeling System [RIMS] multipliers, 2018), which it purchased from the U.S. Department of Commerce's Bureau of Economic Analysis.

Staffed bed statistics were obtained from the Pennsylvania Department of Health, Division of Health Informatics' Hospital Questionnaire, 2020.

Payor mix data are based on Net Patient Revenue figures from the Pennsylvania Health Care Cost Containment Council's Financial Analysis, Fiscal Year 2020.

Hospital List - North Central Region

Number	Hospital	County	Health System	Service Type
1	Bucktail Medical Center	Clinton	Independent	General Acute Care
2	Evangelical Community Hospital	Union	Independent	General Acute Care
3	Geisinger Jersey Shore Hospital	Lycoming	Geisinger	General Acute Care
4	Geisinger Medical Center Muncy	Lycoming	Geisinger	General Acute Care
5	Guthrie Robert Packer Hospital	Bradford	Guthrie Clinic	General Acute Care
6	Guthrie Troy Community Hospital	Bradford	Guthrie Clinic	General Acute Care
7	UPMC Cole	Potter	UPMC	General Acute Care
8	UPMC Lock Haven	Clinton	UPMC	General Acute Care
9	UPMC Muncy	Lycoming	UPMC	General Acute Care
10	UPMC Wellsboro	Tioga	UPMC	General Acute Care
11	UPMC Williamsport	Lycoming	UPMC	General Acute Care
12	UPMC Williamsport Divine Providence Campus	Lycoming	UPMC	Other Specialty

State Region: North East

Hospitals*	Staffed Beds	Employees
23	3,448	22,051

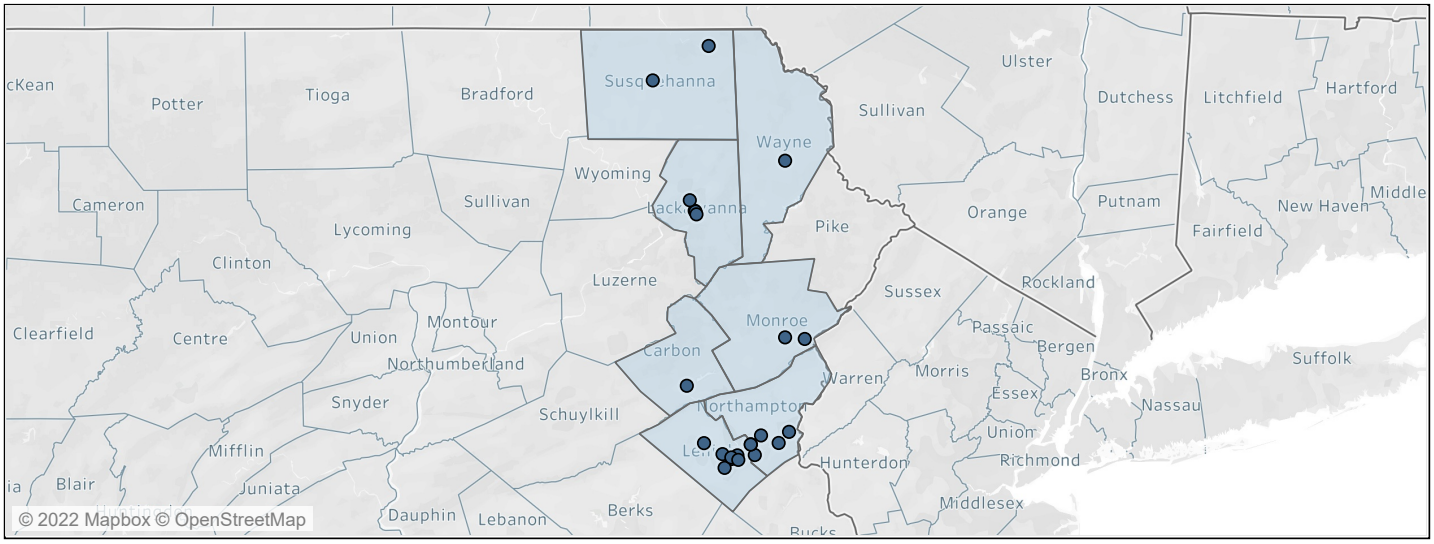

Hospital Types

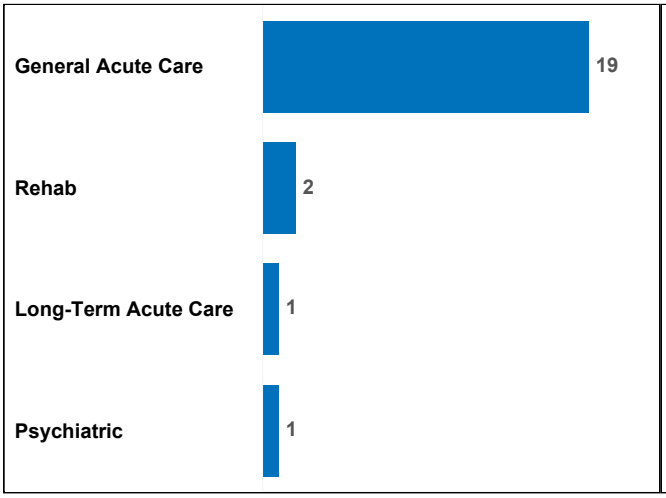

Hospital Characteristics

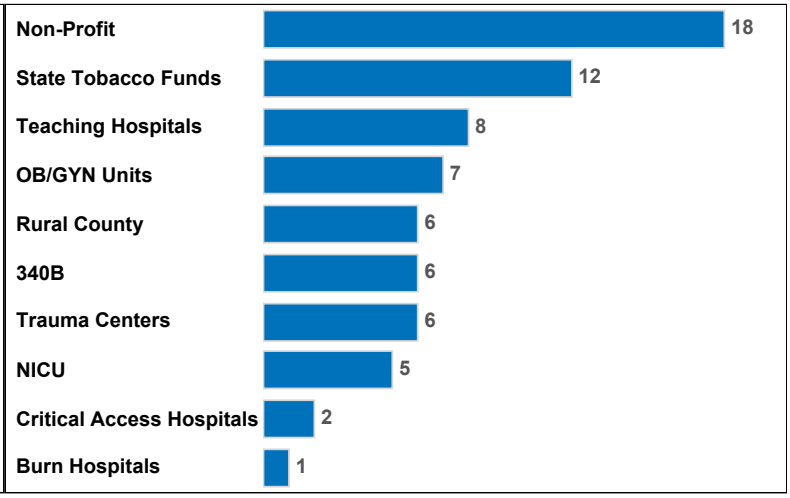

Fiscal Year 2020 - Payor Mix (Net Patient Revenue)

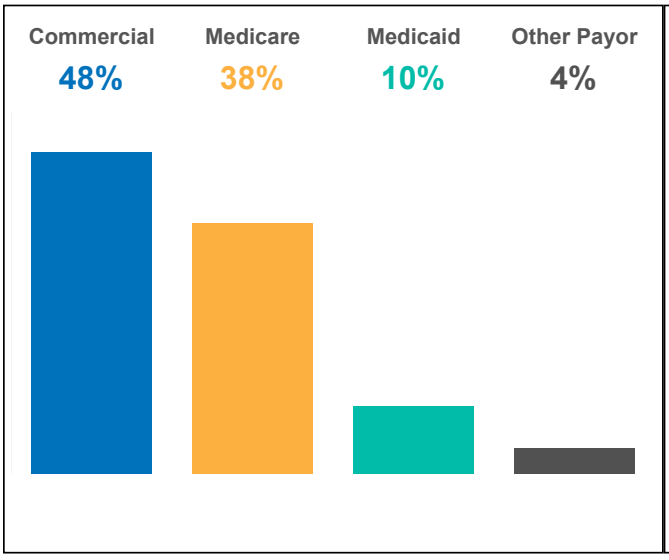

Fiscal Year 2020 - Economic Impact

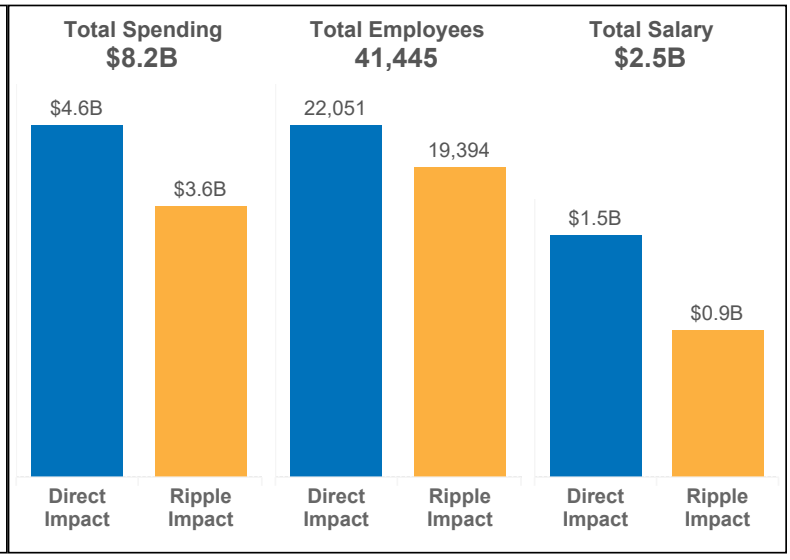

Methodology

*Hospitals reported exclude federal VA and state psychiatric hospitals

Definitions:

Direct impact is what hospitals spend for operations. It is the wages they pay to employees and everything purchased—from supplies, equipment, and technology to services provided through contracts with third parties (like contracts for laundry services or parking operations, for example).

Indirect impact is the spending generated by third-party suppliers as a result of their contracts and financial arrangements with hospitals. That includes the wages that pay the parking attendant, who works for the local business to which the hospital outsources parking services.

Induced impact is the spending generated by all workers whose earnings are affected by a hospital's direct and indirect impacts. Induced impact takes into account spending by hospital employees as well as employees of the third-party suppliers that serve hospitals.

> Examples of induced impact include what a doctor, nurse, lab technician, or the contracted parking attendant spends in the hospital's neighborhood for coffee, lunch out, groceries, dry cleaning, etc.

Ripple impact is the sum of the hospital's indirect and induced impacts. Multipliers are used to calculate economic ripple impacts—HAP uses federal Bureau of Economic Analysis multipliers for each of Pennsylvania's regions.

Data Sources:

This economic impact analysis by HAP of hospital spending, salary, and employment is based on data received from the U.S. Department of Health & Human Services' FY 2020 Hospital Cost Report Information System (HCRIS).

To calculate ripple impacts, HAP applied regional multipliers (i.e., the Regional Input-Output Modeling System [RIMS] multipliers, 2018), which it purchased from the U.S. Department of Commerce's Bureau of Economic Analysis.

Staffed bed statistics were obtained from the Pennsylvania Department of Health, Division of Health Informatics' Hospital Questionnaire, 2020.

Payor mix data are based on Net Patient Revenue figures from the Pennsylvania Health Care Cost Containment Council's Financial Analysis, Fiscal Year 2020.

Hospital List - North East Region

Number	Hospital	County	Health System	Service Type
1	Allied Services Integrated Health System	Lackawanna	Allied Services Institute of Rehab Medicine	Rehab
2	Barnes-Kasson County Hospital	Susquehanna	Independent	General Acute Care
3	Endless Mountains Health Systems	Susquehanna	Independent	General Acute Care
4	Geisinger Community Medical Center	Lackawanna	Geisinger	General Acute Care
5	Good Shepherd Home & Rehabilitation Hospital	Lehigh	Good Shepherd Rehabilitation	Rehab
6	Good Shepherd Specialty Hospital	Lehigh	Good Shepherd Rehabilitation	Long-Term Acute Care
7	KidsPeace Children's Hospital	Lehigh	Independent	Psychiatric
8	Lehigh Valley Hospital - 17th Street	Lehigh	Lehigh Valley Health Network	General Acute Care
9	Lehigh Valley Hospital - Cedar Crest	Lehigh	Lehigh Valley Health Network	General Acute Care
10	Lehigh Valley Hospital - Muhlenberg	Lehigh	Lehigh Valley Health Network	General Acute Care
11	Lehigh Valley Hospital - Pocono	Monroe	Lehigh Valley Health Network	General Acute Care
12	Lehigh Valley Hospital-Coordinated Health Allentown	Lehigh	Lehigh Valley Health Network	General Acute Care
13	Lehigh Valley Hospital-Coordinated Health Bethlehem	Northampton	Lehigh Valley Health Network	General Acute Care
14	Moses Taylor Hospital	Lackawanna	Commonwealth Health	General Acute Care
15	Regional Hospital of Scranton	Lackawanna	Commonwealth Health	General Acute Care
16	St. Luke's Allentown Campus	Lehigh	St. Luke's University Health Network	General Acute Care
17	St. Luke's Anderson Campus	Northampton	St. Luke's University Health Network	General Acute Care
18	St. Luke's Bethlehem Campus	Lehigh	St. Luke's University Health Network	General Acute Care
19	St. Luke's Carbon Campus	Carbon	St. Luke's University Health Network	General Acute Care
20	St. Luke's Easton Campus	Northampton	St. Luke's University Health Network	General Acute Care
21	St. Luke's Monroe Campus	Monroe	St. Luke's University Health Network	General Acute Care
22	St. Luke's Sacred Heart Campus	Lehigh	St. Luke's University Health Network	General Acute Care
23	Wayne Memorial Hospital	Wayne	Independent	General Acute Care

State Region: Northern Tier

Hospitals*	Staffed Beds	Employees
19	2,121	11,035

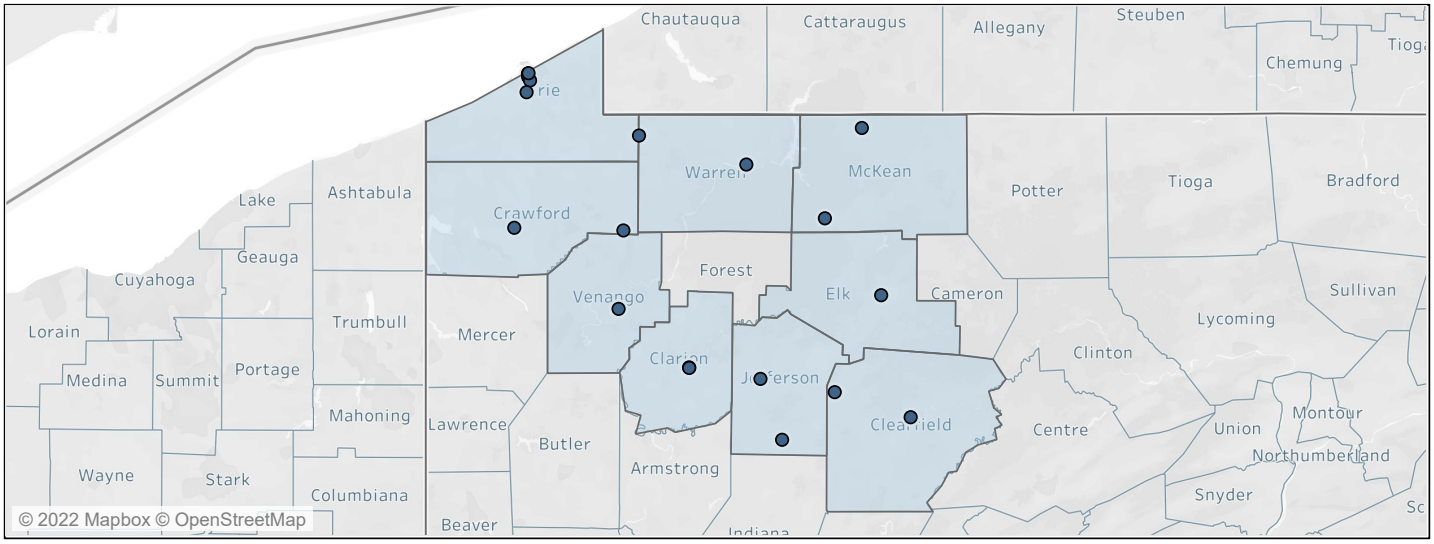

Hospital Types

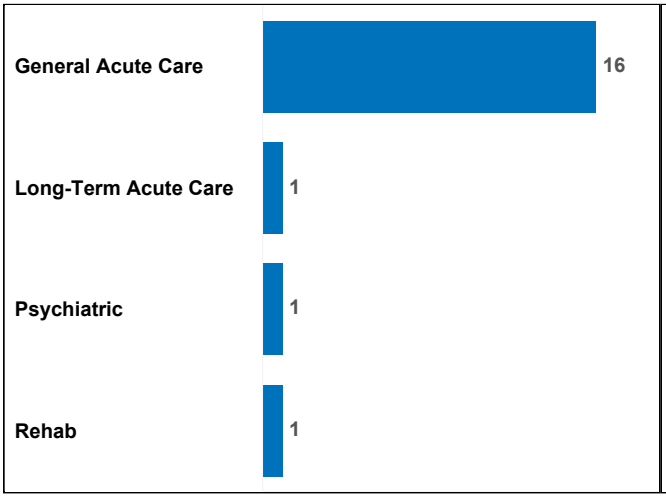

Hospital Characteristics

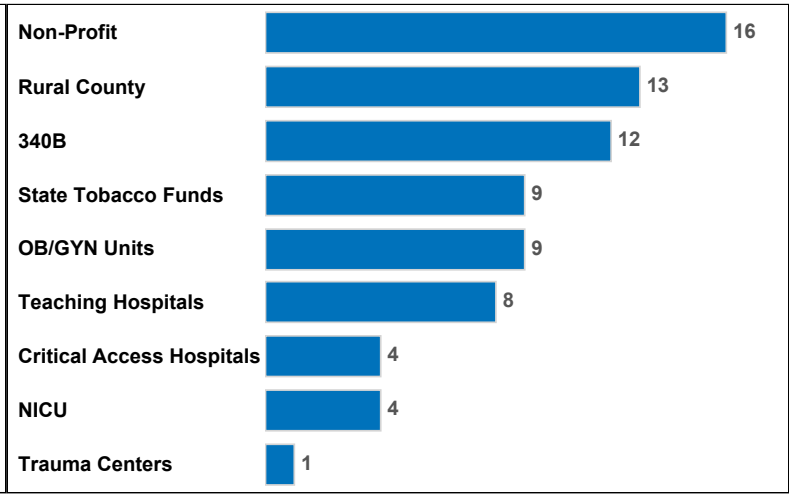

Fiscal Year 2020 - Payor Mix (Net Patient Revenue)

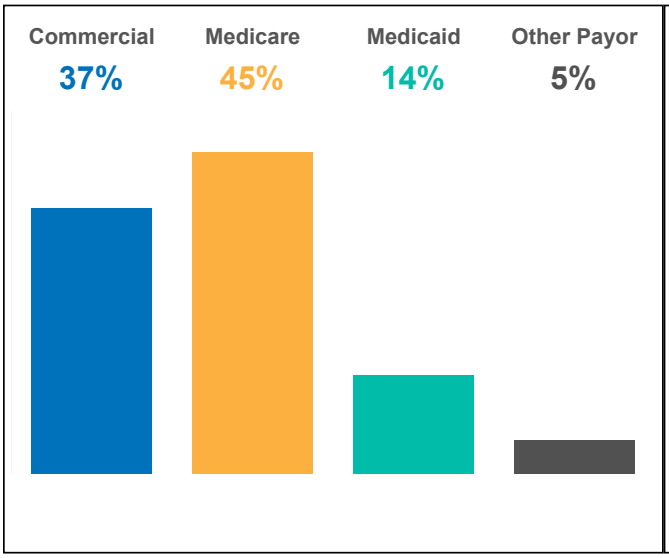

Fiscal Year 2020 - Economic Impact

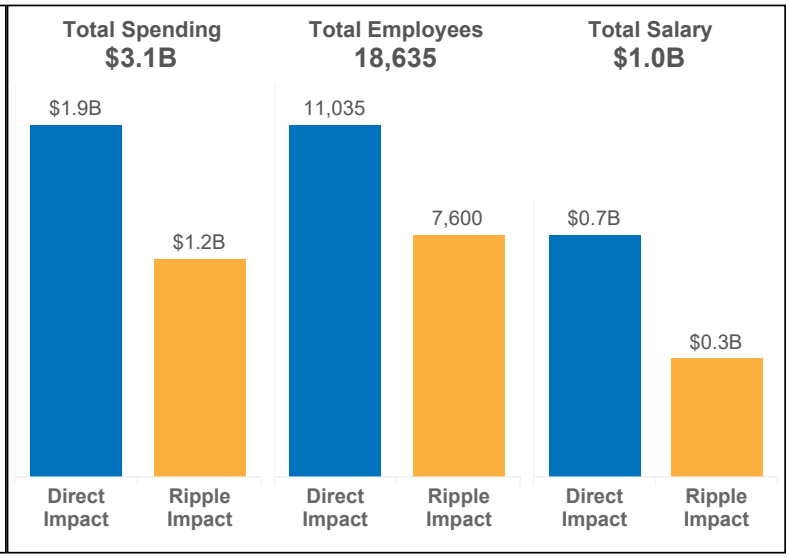

Methodology

*Hospitals reported exclude federal VA and state psychiatric hospitals

Definitions:

Direct impact is what hospitals spend for operations. It is the wages they pay to employees and everything purchased—from supplies, equipment, and technology to services provided through contracts with third parties (like contracts for laundry services or parking operations, for example).

Indirect impact is the spending generated by third-party suppliers as a result of their contracts and financial arrangements with hospitals. That includes the wages that pay the parking attendant, who works for the local business to which the hospital outsources parking services.

Induced impact is the spending generated by all workers whose earnings are affected by a hospital's direct and indirect impacts. Induced impact takes into account spending by hospital employees as well as employees of the third-party suppliers that serve hospitals.

> Examples of induced impact include what a doctor, nurse, lab technician, or the contracted parking attendant spends in the hospital's neighborhood for coffee, lunch out, groceries, dry cleaning, etc.

Ripple impact is the sum of the hospital's indirect and induced impacts. Multipliers are used to calculate economic ripple impacts—HAP uses federal Bureau of Economic Analysis multipliers for each of Pennsylvania's regions.

Data Sources:

This economic impact analysis by HAP of hospital spending, salary, and employment is based on data received from the U.S. Department of Health & Human Services' FY 2020 Hospital Cost Report Information System (HCRIS).

To calculate ripple impacts, HAP applied regional multipliers (i.e., the Regional Input-Output Modeling System [RIMS] multipliers, 2018), which it purchased from the U.S. Department of Commerce's Bureau of Economic Analysis.

Staffed bed statistics were obtained from the Pennsylvania Department of Health, Division of Health Informatics' Hospital Questionnaire, 2020.

Payor mix data are based on Net Patient Revenue figures from the Pennsylvania Health Care Cost Containment Council's Financial Analysis, Fiscal Year 2020.

Hospital List - Northern Tier Region

Number	Hospital	County	Health System	Service Type
1	Bradford Regional Medical Center	Mckean	Kaleida Health	General Acute Care
2	Clarion Hospital	Clarion	Butler Health System	General Acute Care
3	Clarion Psychiatric Center	Clarion	Universal Health Services, Inc.	Psychiatric
4	Encompass Health Rehabilitation Hospital of Erie	Erie	Encompass Health	Rehab
5	LECOM Health - Millcreek Community Hospital	Erie	LECOM Health	General Acute Care
6	LECOM Health Corry Memorial Hospital	Erie	LECOM Health	General Acute Care
7	Meadville Medical Center	Crawford	Meadville Medical Center	General Acute Care
8	Penn Highlands Brookville	Jefferson	Penn Highlands Healthcare	General Acute Care
9	Penn Highlands Clearfield	Clearfield	Penn Highlands Healthcare	General Acute Care
10	Penn Highlands DuBois	Clearfield	Penn Highlands Healthcare	General Acute Care
11	Penn Highlands Elk	Elk	Penn Highlands Healthcare	General Acute Care
12	Punxsutawney Area Hospital	Jefferson	Independent	General Acute Care
13	Saint Vincent Hospital	Erie	Allegheny Health Network	General Acute Care
14	Select Specialty Hospital - Erie	Erie	Select Medical	Long-Term Acute Care
15	Titusville Area Hospital	Crawford	Meadville Medical Center	General Acute Care
16	UPMC Hamot	Erie	UPMC	General Acute Care
17	UPMC Kane	Mckean	UPMC	General Acute Care
18	UPMC Northwest	Venango	UPMC	General Acute Care
19	Warren General Hospital	Warren	Independent	General Acute Care

State Region: SE Penn

Hospitals*	Staffed Beds	Employees	Federal Research Funding
72	12,011	80,740	$1,146,937,468

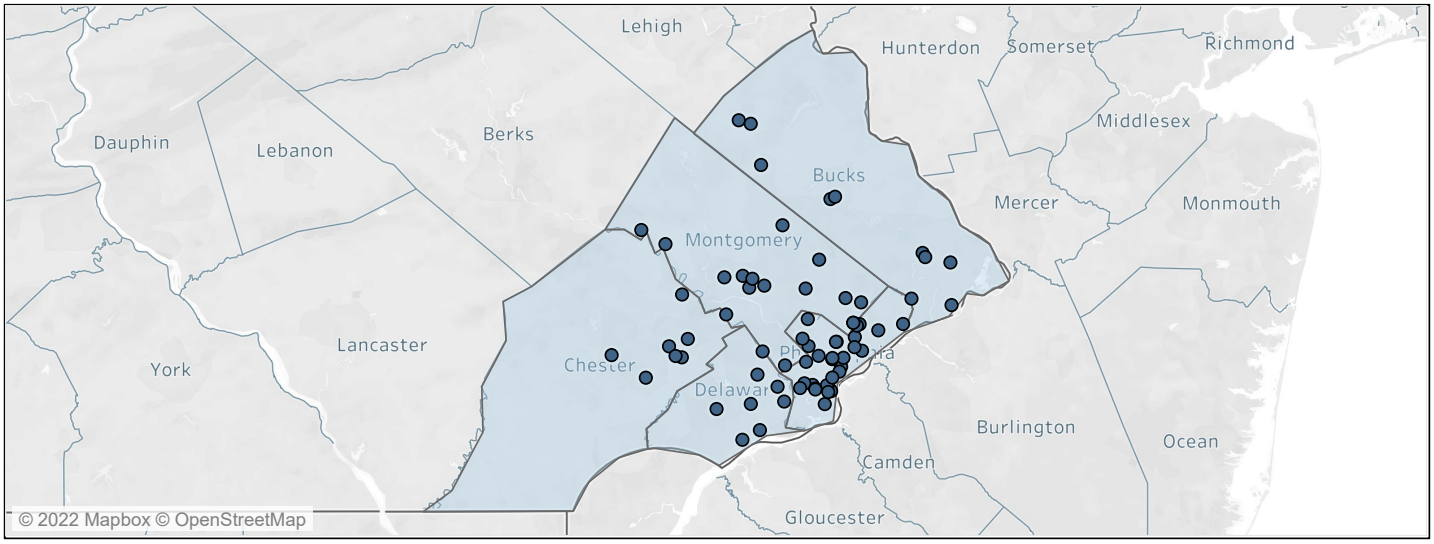

Hospital Types

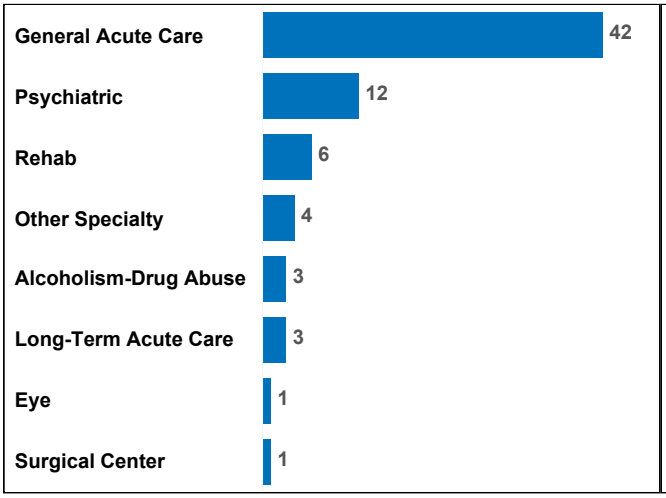

Hospital Characteristics

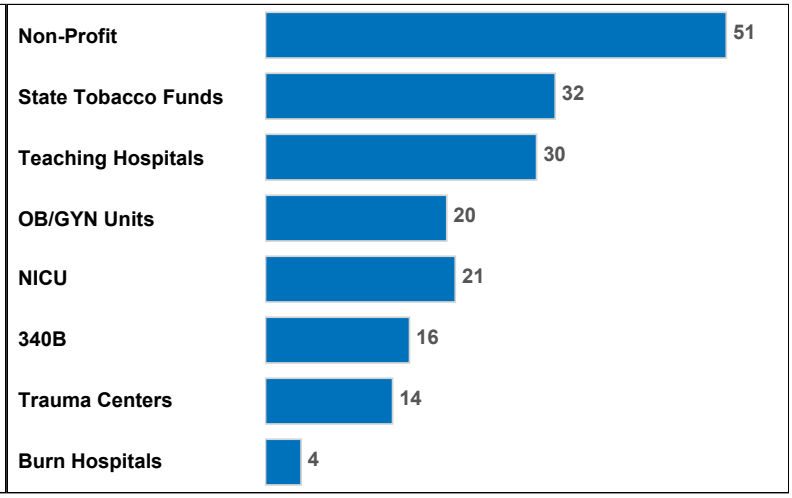

Fiscal Year 2020 - Payor Mix (Net Patient Revenue)

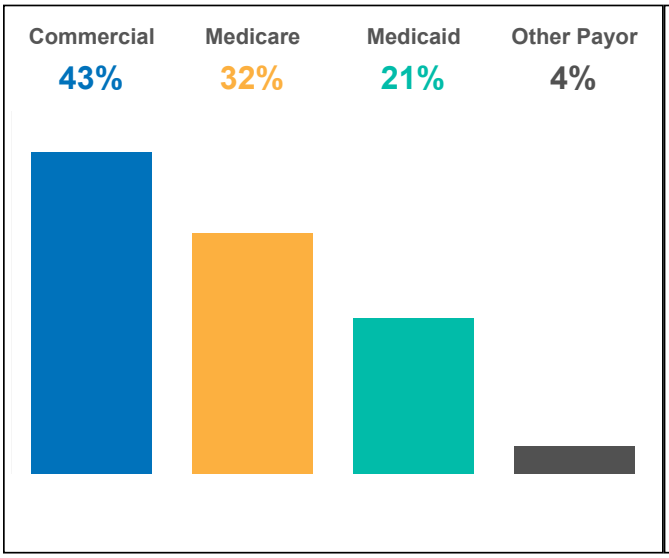

Fiscal Year 2020 - Economic Impact

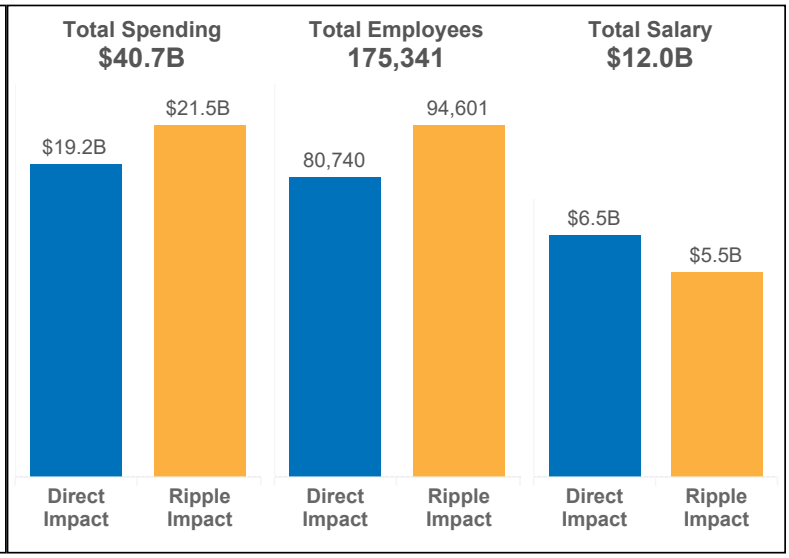

Methodology

*Hospitals reported exclude federal VA and state psychiatric hospitals

Definitions:

Direct impact is what hospitals spend for operations. It is the wages they pay to employees and everything purchased—from supplies, equipment, and technology to services provided through contracts with third parties (like contracts for laundry services or parking operations, for example).

Indirect impact is the spending generated by third-party suppliers as a result of their contracts and financial arrangements with hospitals. That includes the wages that pay the parking attendant, who works for the local business to which the hospital outsources parking services.

Induced impact is the spending generated by all workers whose earnings are affected by a hospital's direct and indirect impacts. Induced impact takes into account spending by hospital employees as well as employees of the third-party suppliers that serve hospitals.

> Examples of induced impact include what a doctor, nurse, lab technician, or the contracted parking attendant spends in the hospital's neighborhood for coffee, lunch out, groceries, dry cleaning, etc.

Ripple impact is the sum of the hospital's indirect and induced impacts. Multipliers are used to calculate economic ripple impacts—HAP uses federal Bureau of Economic Analysis multipliers for each of Pennsylvania's regions.

Data Sources:

This economic impact analysis by HAP of hospital spending, salary, and employment is based on data received from the U.S. Department of Health & Human Services' FY 2020 Hospital Cost Report Information System (HCRIS).

To calculate ripple impacts, HAP applied regional multipliers (i.e., the Regional Input-Output Modeling System [RIMS] multipliers, 2018), which it purchased from the U.S. Department of Commerce's Bureau of Economic Analysis.

Staffed bed statistics were obtained from the Pennsylvania Department of Health, Division of Health Informatics' Hospital Questionnaire, 2020.

Payor mix data are based on Net Patient Revenue figures from the Pennsylvania Health Care Cost Containment Council's Financial Analysis, Fiscal Year 2020.

Hospital List - SE Penn Region

Number	Hospital	County	Health System	Service Type
1	Behavioral Wellness Center at Girard	Philadelphia	North Philadelphia Health System	Psychiatric
2	Belmont Behavioral Health System	Philadelphia	Independent	Psychiatric
3	Brooke Glen Behavioral Hospital	Montgomery	Universal Health Services, Inc.	Psychiatric
4	Bryn Mawr Hospital	Montgomery	Main Line Health	General Acute Care
5	Bryn Mawr Rehabilitation Hospital	Chester	Main Line Health	Rehab
6	Chestnut Hill Hospital	Philadelphia	Tower Health	General Acute Care
7	Children's Hospital of Philadelphia	Philadelphia	CHOP	General Acute Care
8	Crozer-Chester Medical Center	Delaware	Crozer Health	General Acute Care
9	Delaware County Memorial Hospital	Delaware	Crozer Health	General Acute Care
10	Devereux Advanced Behavioral Health	Chester	Independent	Psychiatric
11	Doylestown Health	Bucks	Independent	General Acute Care
12	Eagleville Hospital	Montgomery	Independent	Alcoholism-Drug Abuse
13	Einstein Medical Center Elkins Park	Montgomery	Einstein Healthcare Network	General Acute Care
14	Einstein Medical Center Montgomery	Montgomery	Einstein Healthcare Network	General Acute Care
15	Einstein Medical Center Philadelphia	Philadelphia	Einstein Healthcare Network	General Acute Care
16	Fairmount Behavioral Health System	Philadelphia	Universal Health Services, Inc.	Psychiatric
17	Foundations Behavioral Health	Bucks	Universal Health Services, Inc.	Psychiatric
18	Fox Chase Cancer Center	Philadelphia	Temple Health	Other Specialty
19	Friends Hospital	Philadelphia	Universal Health Services, Inc.	Psychiatric
20	Good Shepherd Penn Partners	Philadelphia	Good Shepherd Rehabilitation	Long-Term Acute Care
21	Grand View Health	Bucks	Independent	General Acute Care
22	Haven Behavioral Hospital of Philadelphia	Philadelphia	Haven Behavioral Healthcare Inc.	Psychiatric
23	Holy Redeemer Hospital	Montgomery	Redeemer Health	General Acute Care
24	Horsham Clinic	Montgomery	Universal Health Services, Inc.	Psychiatric
25	Hospital of the University of Pennsylvania	Philadelphia	University of Pennsylvania Health System	General Acute Care
26	Hospital of the University of Pennsylvania - Cedar Avenue	Philadelphia	University of Pennsylvania Health System	General Acute Care
27	Jefferson Abington Hospital	Montgomery	Jefferson Health	General Acute Care
28	Jefferson Bucks Hospital	Bucks	Jefferson Health	General Acute Care
29	Jefferson Frankford Hospital	Philadelphia	Jefferson Health	General Acute Care
30	Jefferson Health Northeast	Philadelphia	Jefferson Health	General Acute Care
31	Jefferson Lansdale Hospital	Montgomery	Jefferson Health	General Acute Care
32	Jefferson Methodist Hospital	Philadelphia	Jefferson Health	General Acute Care
33	Kensington Hospital	Philadelphia	Independent	Other Specialty
34	Kindred Hospital Philadelphia	Philadelphia	Kindred Healthcare	Long-Term Acute Care
35	Kindred Hospital Philadelphia - Havertown	Delaware	Kindred Healthcare	Long-Term Acute Care
36	Kirkbride Center	Philadelphia	Independent	Psychiatric
37	Lankenau Medical Center	Montgomery	Main Line Health	General Acute Care
38	Lower Bucks Hospital	Bucks	Prime Healthcare Services	General Acute Care
39	Magee Rehabilitation	Philadelphia	Jefferson Health	Rehab
40	Malvern Institute	Chester	Independent	Alcoholism-Drug Abuse
41	Mercy Catholic Medical Center - Mercy Fitzgerald Campus	Delaware	Trinity Health	General Acute Care
42	Middleman Family Pavilion	Montgomery	CHOP	General Acute Care
43	Montgomery County Emergency Service, Inc.	Montgomery	Independent	Psychiatric
44	MossRehab	Montgomery	Einstein Healthcare Network	Rehab
45	Nazareth Hospital	Philadelphia	Trinity Health	General Acute Care
46	Paoli Hospital	Chester	Main Line Health	General Acute Care
47	Penn Medicine Chester County Hospital	Chester	University of Pennsylvania Health System	General Acute Care
48	Penn Presbyterian Medical Center	Philadelphia	University of Pennsylvania Health System	General Acute Care
49	Pennsylvania Hospital	Philadelphia	University of Pennsylvania Health System	General Acute Care
50	Phoenixville Hospital	Chester	Tower Health	General Acute Care
51	Physicians Care Surgical Hospital	Montgomery	Independent	Surgical Center
52	Pottstown Hospital	Montgomery	Tower Health	General Acute Care
53	Riddle Hospital	Delaware	Main Line Health	General Acute Care
54	Rothman Orthopaedic Specialty Hospital	Bucks	Independent	Other Specialty
55	Roxborough Memorial Hospital	Philadelphia	Prime Healthcare Services	General Acute Care
56	Saint John Vianney Hospital	Chester	Independent	Psychiatric
57	Shriners Children's Philadelphia	Philadelphia	Independent	Rehab
58	Springfield Hospital	Delaware	Crozer Health	General Acute Care
59	St. Christopher's Hospital for Children	Philadelphia	Tower Health	General Acute Care
60	St. Luke's Quakertown Campus	Bucks	St. Luke's University Health Network	Other Specialty
61	St. Luke's Upper Bucks Campus	Bucks	St. Luke's University Health Network	General Acute Care
62	St. Mary Medical Center	Bucks	Trinity Health	General Acute Care
63	St. Mary Rehabilitation Hospital	Bucks	Trinity Health	Rehab
64	Suburban Community Hospital	Montgomery	Prime Healthcare Services	General Acute Care
65	Taylor Hospital	Delaware	Crozer Health	General Acute Care
66	Temple University Hospital	Philadelphia	Temple Health	General Acute Care
67	Temple University Hospital - Episcopal Campus	Philadelphia	Temple Health	General Acute Care
68	Temple University Hospital – Jeanes Campus	Philadelphia	Temple Health	General Acute Care
69	Thomas Jefferson University Hospital	Philadelphia	Jefferson Health	General Acute Care
70	Valley Forge Medical Center	Montgomery	Independent	Alcoholism-Drug Abuse
71	Willowcrest	Philadelphia	Einstein Healthcare Network	Rehab
72	Wills Eye Hospital	Philadelphia	Independent	Eye

State Region: SW Penn

Hospitals*	Staffed Beds	Employees	Federal Research Funding
63	8,411	54,754	$657,636,764

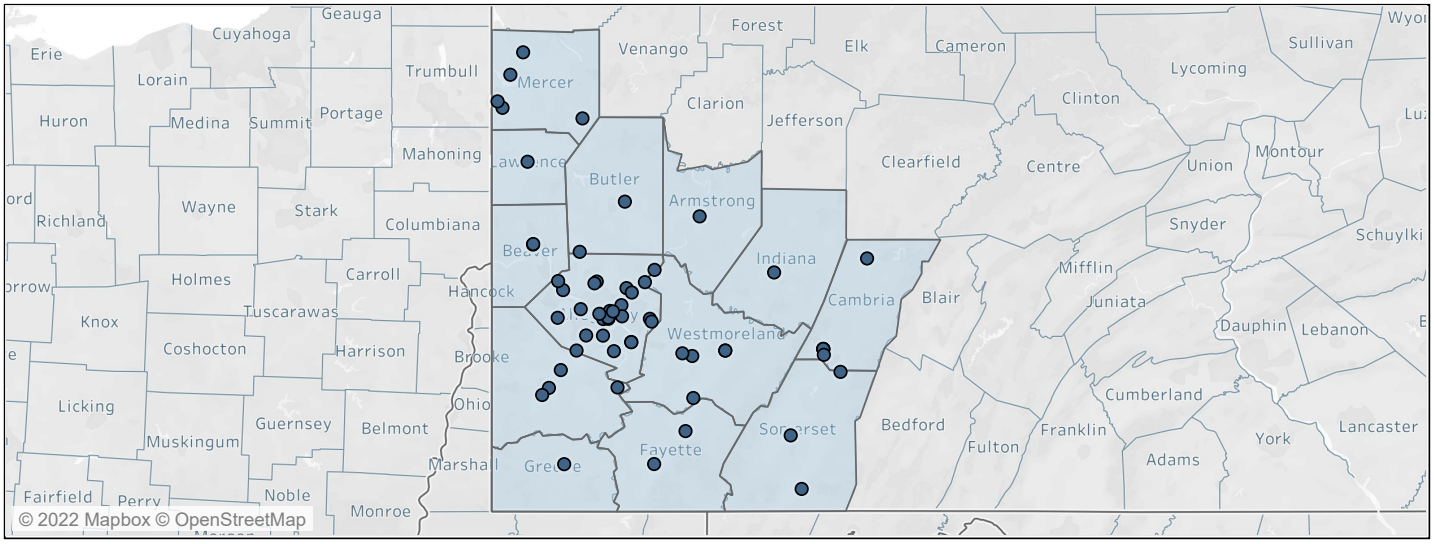

Hospital Types

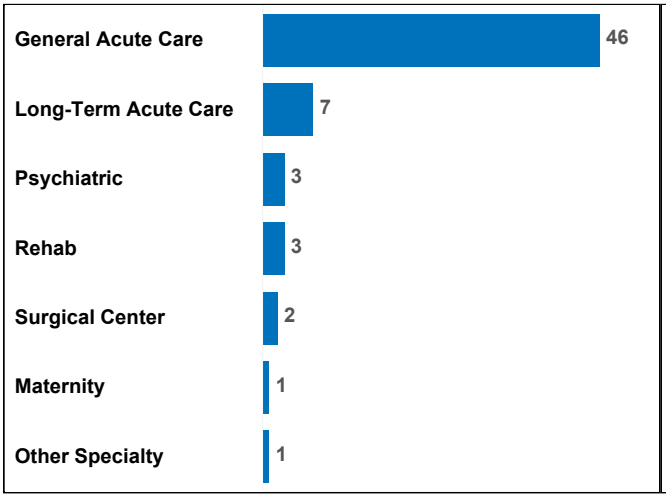

Hospital Characteristics

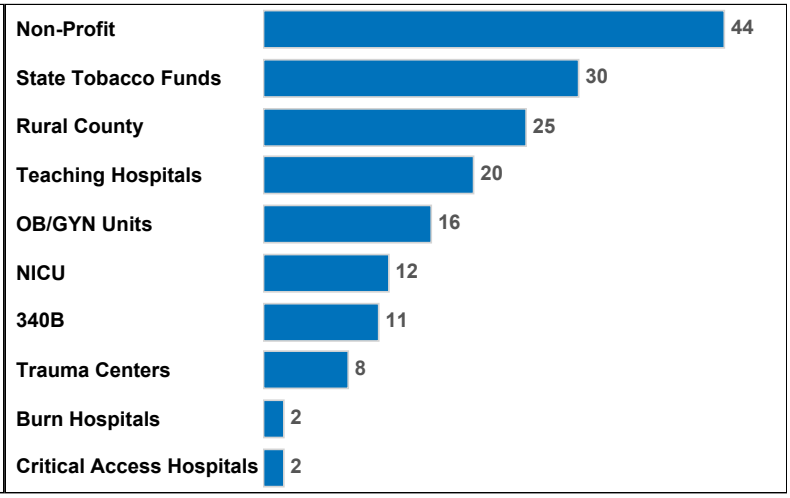

Fiscal Year 2020 - Payor Mix (Net Patient Revenue)

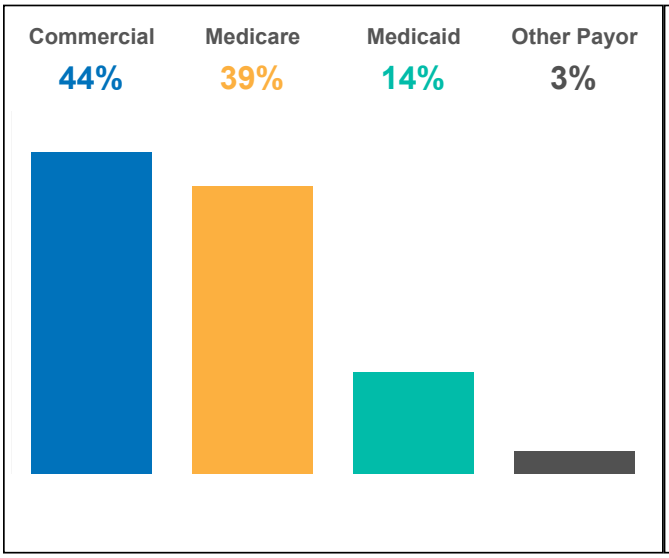

Fiscal Year 2020 - Economic Impact

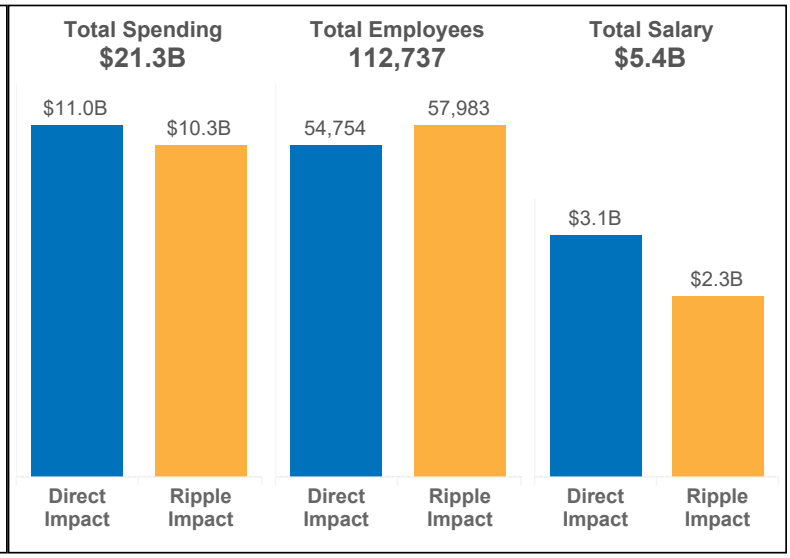

Methodology

*Hospitals reported exclude federal VA and state psychiatric hospitals

Definitions:

Direct impact is what hospitals spend for operations. It is the wages they pay to employees and everything purchased—from supplies, equipment, and technology to services provided through contracts with third parties (like contracts for laundry services or parking operations, for example).

Indirect impact is the spending generated by third-party suppliers as a result of their contracts and financial arrangements with hospitals. That includes the wages that pay the parking attendant, who works for the local business to which the hospital outsources parking services.

Induced impact is the spending generated by all workers whose earnings are affected by a hospital's direct and indirect impacts. Induced impact takes into account spending by hospital employees as well as employees of the third-party suppliers that serve hospitals.

> Examples of induced impact include what a doctor, nurse, lab technician, or the contracted parking attendant spends in the hospital's neighborhood for coffee, lunch out, groceries, dry cleaning, etc.

Ripple impact is the sum of the hospital's indirect and induced impacts. Multipliers are used to calculate economic ripple impacts—HAP uses federal Bureau of Economic Analysis multipliers for each of Pennsylvania's regions.

Data Sources:

This economic impact analysis by HAP of hospital spending, salary, and employment is based on data received from the U.S. Department of Health & Human Services' FY 2020 Hospital Cost Report Information System (HCRIS).

To calculate ripple impacts, HAP applied regional multipliers (i.e., the Regional Input-Output Modeling System [RIMS] multipliers, 2018), which it purchased from the U.S. Department of Commerce's Bureau of Economic Analysis.

Staffed bed statistics were obtained from the Pennsylvania Department of Health, Division of Health Informatics' Hospital Questionnaire, 2020.

Payor mix data are based on Net Patient Revenue figures from the Pennsylvania Health Care Cost Containment Council's Financial Analysis, Fiscal Year 2020.

Hospital List - SW Penn Region

Number	Hospital	County	Health System	Service Type
1	ACMH Hospital	Armstrong	Independent	General Acute Care
2	Advanced Surgical Hospital	Washington	Independent	Surgical Center
3	AHN Brentwood Neighborhood Hospital	Allegheny	Allegheny Health Network	General Acute Care
4	AHN Grove City	Mercer	Allegheny Health Network	General Acute Care
5	AHN Harmar Neighborhood Hospital	Allegheny	Allegheny Health Network	General Acute Care
6	AHN Hempfield Neighborhood Hospital	Westmoreland	Allegheny Health Network	General Acute Care
7	AHN McCandless Neighborhood Hospital	Allegheny	Allegheny Health Network	General Acute Care
8	Allegheny General Hospital	Allegheny	Allegheny Health Network	General Acute Care
9	Allegheny Valley Hospital	Allegheny	Allegheny Health Network	General Acute Care
10	Butler Memorial Hospital	Butler	Butler Health System	General Acute Care
11	Canonsburg Hospital	Washington	Allegheny Health Network	General Acute Care
12	Chan Soon-Shiong Medical Center at Windber	Somerset	Independent	General Acute Care
13	Children's Home of Pittsburgh	Allegheny	Independent	Other Specialty
14	Conemaugh Memorial Medical Center	Cambria	Conemaugh Health System	General Acute Care
15	Conemaugh Meyersdale Medical Center	Somerset	Conemaugh Health System	General Acute Care
16	Conemaugh Miners Medical Center	Cambria	Conemaugh Health System	General Acute Care
17	Crichton Rehabilitation Center	Cambria	Conemaugh Health System	Rehab
18	Curahealth Heritage Valley	Beaver	Independent	Long-Term Acute Care
19	CuraHealth Pittsburgh	Allegheny	Independent	Long-Term Acute Care
20	East End Behavioral Health Hospital	Allegheny	Independent	Psychiatric
21	Edgewood Surgical Hospital	Mercer	Independent	Surgical Center
22	Encompass Health Rehabilitation Hospital of Harmarville	Allegheny	Encompass Health	Rehab
23	Encompass Health Rehabilitation Hospital of Sewickley	Allegheny	Encompass Health	Rehab
24	Excela Frick Hospital	Westmoreland	Excela Health	General Acute Care
25	Excela Health Latrobe Hospital	Westmoreland	Excela Health	General Acute Care
26	Excela Health Westmoreland Hospital	Westmoreland	Excela Health	General Acute Care
27	Forbes Hospital	Allegheny	Allegheny Health Network	General Acute Care
28	Heritage Valley Beaver	Beaver	Heritage Valley Health System	General Acute Care
29	Heritage Valley Kennedy	Allegheny	Heritage Valley Health System	General Acute Care
30	Heritage Valley Sewickley	Allegheny	Heritage Valley Health System	General Acute Care
31	Highlands Hospital	Fayette	Independent	General Acute Care
32	Indiana Regional Medical Center	Indiana	Independent	General Acute Care
33	Jefferson Hospital	Allegheny	Allegheny Health Network	General Acute Care
34	Memorial Medical Center - Lee Campus	Cambria	Conemaugh Health System	General Acute Care
35	Penn Highlands Mon Valley	Washington	Penn Highlands Healthcare	General Acute Care
36	Select Specialty Hospital - Alle Kiski	Allegheny	Select Medical	Long-Term Acute Care
37	Select Specialty Hospital - Johnstown	Cambria	Select Medical	Long-Term Acute Care
38	Select Specialty Hospital - Laurel Highlands	Westmoreland	Select Medical	Long-Term Acute Care
39	Select Specialty Hospital - McKeesport	Allegheny	Select Medical	Long-Term Acute Care
40	Select Specialty Hospital - UPMC	Allegheny	Select Medical	Long-Term Acute Care
41	Sharon Regional Medical Center	Mercer	Steward Health Care System	General Acute Care
42	Southwood Psychiatric Hospital	Allegheny	Independent	Psychiatric
43	St. Clair Health	Allegheny	Independent	General Acute Care
44	UPMC Children's Hospital of Pittsburgh	Allegheny	UPMC	General Acute Care
45	UPMC East	Allegheny	UPMC	General Acute Care
46	UPMC Horizon - Greenville	Mercer	UPMC	General Acute Care
47	UPMC Horizon - Shenango Valley	Mercer	UPMC	General Acute Care
48	UPMC Jameson	Lawrence	UPMC	General Acute Care
49	UPMC Magee-Womens Hospital	Allegheny	UPMC	Maternity
50	UPMC McKeesport	Allegheny	UPMC	General Acute Care
51	UPMC Mercy	Allegheny	UPMC	General Acute Care
52	UPMC Montefiore	Allegheny	UPMC	General Acute Care
53	UPMC Passavant	Allegheny	UPMC	General Acute Care
54	UPMC Passavant at Cranberry	Butler	UPMC	General Acute Care
55	UPMC Presbyterian	Allegheny	UPMC	General Acute Care
56	UPMC Shadyside	Allegheny	UPMC	General Acute Care
57	UPMC Somerset	Somerset	UPMC	General Acute Care
58	UPMC St. Margaret	Allegheny	UPMC	General Acute Care
59	UPMC Western Psychiatric Hospital	Allegheny	UPMC	Psychiatric
60	Washington Health System	Washington	Washington Health System	General Acute Care
61	Washington Health System Greene	Greene	Washington Health System	General Acute Care
62	West Penn Hospital	Allegheny	Allegheny Health Network	General Acute Care
63	WVU Medicine Uniontown Hospital	Fayette	WVU Medicine	General Acute Care